



# Elk Point Elementary School

## Annual Education Results Report 2021-2022

January 31, 2023



## Table of Contents

Accountability/Assurance System  
Contextual Information and Stakeholder Engagement  
Mission Statement, Beliefs, Vision, Values, and Division Goals  
AERR Overall Summary

### **Goal One: St. Paul Education students are successful.**

Overall Grade 6 PAT  
Student Learning Engagement  
Access to Supports  
Continuum of Supports  
Growth in Reading  
Implications for Education Plan

### **Goal Two: First Nations, Métis, and Inuit students attending St. Paul Education schools are successful.**

Overall  
Grade 6 PAT  
Implications for Education Plan

### **Goal Three: St. Paul Education has excellent teachers, school leaders, and school authority leaders.**

Education Quality  
School Improvement  
Professional Learning  
Implications for Education Plan

### **Goal Four: St. Paul Education governance and management is based on continuous improvement and responsive to diverse stakeholders.**

Parental Involvement  
Implications for Education Plan

### **Goal Five: Wellness**

Citizenship  
Welcoming, Respectful, Caring, Safe Learning Environments  
Implications for Education Plan

---

## **ACCOUNTABILITY/ASSURANCE SYSTEM:**

Both our Elk Point Elementary Annual Education Results Report and our Education Plan align with St. Paul Education's plans and reports.

## **CONTEXTUAL INFORMATION and STAKEHOLDER ENGAGEMENT:**

Elk Point Elementary School is located in the town of Elk Point, population 1400, which is located in the eastern part of the St. Paul Education school division. The school serves approximately 200 students annually. The total staff consists of 12.5 teachers, 9 educational assistants, a learning commons facilitator, 1.5 secretaries, a student counselor, a 0.3 computer technician and 4 maintenance and custodial staff. The school serves students from the Town of Elk Point as well as some students from Kehewin Cree Nation, Frog Lake First Nation and from Lindbergh/Heinsburg communities. The main industries in the area are agriculture, oil and gas.

As per section 12 of the School Councils Regulation the Elk Point Elementary Parent Council is provided the opportunity to view and provide feedback on provincial assessment results and the school's Education Plan.

## **MISSION STATEMENT:**

In partnership with parents and community, the Elk Point Elementary School values each student as a unique individual. Cooperatively we strive to foster personal growth and learning that will enable our students to become self-reliant, responsible, caring and contributing members of society.

## **BELIEFS:**

We believe:

- Education respects and reflects linguistic, cultural, and religious diversity.
- Learning is lifelong.
- Parents are the primary educators with support from the school and the community.
- Individuals learn best in a safe, supportive, and caring environment.
- All individuals have the right and responsibility to maximize their potential.
- All educational decisions are learner centered.

## **VISION:**

Our students are ethical citizens, critical thinkers, and leaders of tomorrow.

## VALUES:

- We value students first.
- We value life-long learning.
- We value high-quality teaching and service from all those who care for and support our students.
- We value safe, welcoming, and caring environments. When a student is in the greatest need, we will provide the greatest support.
- We respect the rights and beliefs of others to make decisions about their own lives, while treating everyone with the highest degree of dignity and fairness.
- We value genuine relationships with students, families, staff, and communities.
- We value the uniqueness of all and respect cultural, linguistic, spiritual, and religious diversity.
- We value collaboration, open communication, and transparency.
- We value integrity and we are accountable.

## DIVISION GOALS:

- 1) Improving student achievement
- 2) Building quality relationships

## Fall 2022 Required Alberta Education Assurance Measures - Overall Summary

Fall 2022 Required Alberta Education Assurance Measures - Overall Summary										
Assurance Domain	Measure	Elk Point Elementary School			Alberta			Measure Evaluation		
		Current Result	Prev. Year Result	Prev. 3 Year Average	Current Result	Prev. Year Result	Prev. 3 Year Average	Achievement	Improvement	Overall
Student Growth and Achievement	Student Learning Engagement	83.6	84.4	n/a	85.1	85.6	n/a	n/a	n/a	n/a
	Citizenship	83.0	85.0	80.2	81.4	83.2	83.1	Very High	Maintained	Excellent
	3-year High School Completion	n/a	n/a	n/a	83.2	83.4	81.1	n/a	n/a	n/a
	5-year High School Completion	n/a	n/a	n/a	87.1	86.2	85.6	n/a	n/a	n/a
	PAT: Acceptable	81.3	n/a	92.3	67.3	n/a	73.8	n/a	n/a	n/a
	PAT: Excellence	16.0	n/a	26.0	18.0	n/a	20.6	n/a	n/a	n/a
	Diploma: Acceptable	n/a	n/a	n/a	75.2	n/a	83.6	n/a	n/a	n/a
	Diploma: Excellence	n/a	n/a	n/a	18.2	n/a	24.0	n/a	n/a	n/a
Teaching & Leading	Education Quality	90.3	91.1	89.4	89.0	89.6	90.3	Very High	Maintained	Excellent
Learning Supports	Welcoming, Caring, Respectful and Safe Learning Environments (WCRSLE)	86.5	90.3	n/a	86.1	87.8	n/a	n/a	n/a	n/a
	Access to Supports and Services	85.2	84.6	n/a	81.6	82.6	n/a	n/a	n/a	n/a
Governance	Parental Involvement	70.5	64.7	66.0	78.8	79.5	81.5	Very Low	Maintained	Concern

### Notes:

1. Data values have been suppressed where the number of respondents/students is fewer than 6. Suppression is marked with an asterisk (\*).
2. Caution should be used when interpreting high school completion rate results over time, as participation in the 2019/20 and 2020/21 Diploma Exams was impacted by the COVID-19 pandemic. In the absence of Diploma Exams, achievement level of diploma courses were determined solely by school-awarded marks.
3. Participation in the Provincial Achievement Tests and Diploma Exams was impacted by the fires in 2018/19, as well as by the COVID-19 pandemic in 2019/20, 2020/21 and the January 2022 Diploma Exam administration. 2019/20, 2020/21 and 2021/22 are not included in the rolling 3-year average. Caution should be used when interpreting trends over time.
4. Aggregated PAT results are based upon a weighted average of percent meeting standards (Acceptable, Excellence). The weights are the number of students enrolled in each course. Courses included: English Language Arts (Grades 6, 9, 9 KAE), Français (6e et 9e année), French Language Arts (6e et 9e année), Mathematics (Grades 6, 9, 9 KAE), Science (Grades 6, 9, 9 KAE), Social Studies (Grades 6, 9, 9 KAE).
5. Security breaches occurred over the last few days of the 2021/22 PAT administration window. Students most likely impacted by these security breaches have been excluded from the provincial cohort. All students have been included in school and school authority reporting. Caution should be used when interpreting these results.
6. Aggregated Diploma results are a weighted average of percent meeting standards (Acceptable, Excellence) on Diploma Examinations. The weights are the number of students writing the Diploma Examination for each course. Courses included: English Language Arts 30-1, English Language Arts 30-2, Français 30-1, Français 30-2, Mathematics 30-1, Mathematics 30-2, Chemistry 30, Physics 30, Biology 30, Science 30, Social Studies 30-1, Social Studies 30-2.

## Goal One: St. Paul Education students are successful

**Outcome: The growth and success of every student is supported from early learning to high school completion.**

### ALBERTA EDUCATION ASSURANCE MEASURE

#### Results: Analysis and Key Points

#### Overall PAT (Acceptable Standard and Standard of Excellence)

Overall Grade 6 PAT Results		Elk Point Elementary		St. Paul School Division		Alberta	
		2022	Prev 3 Year Average	2022	Prev 3 Year Average	2022	Prev 3 Year Average
PAT	Acceptable Standard	81.3	92.3	60.5%	68.7%	67.3%	73.8%
	Standard of Excellence	16.0	26.0	11.3%	14.7%	18.0%	20.6%

At the PAT Acceptable Standard, our results are 20% above the division average and 14% higher than the provincial average, though they are 11% lower than our previous 3 year average. Our Standard of Excellence results, while higher than both the division and provincial averages, did decline by 10% from our previous 3 year average.

The decline in our students' performance for 2021-22 can be attributed to the negative impact that the pandemic had on student learning.

#### Grade 6 PATs (Acceptable and Standard of Excellence)

Grade 6 Provincial Achievement Test Results		Elk Point Elementary		St. Paul School Division		Alberta	
		2022	Prev 3 Year Average	2022	Prev 3 Year Average	2022	Prev 3 Year Average
Course	Measure	%	%	%	%	%	%
English Language Arts 6	Acceptable Standard	91.7	95.9	68.8	83.6	76.1	83.2
	Standard of Excellence	11.1	14.3	9.9	12.0	18.9	17.8
French Language Arts 6 année	Acceptable Standard	n/a	n/a	86.7	79.4	76.9	87.7
	Standard of Excellence	n/a	n/a	3.3	8.8	10.6	15.7
Mathematics 6	Acceptable Standard	69.4	87.8	47.9	66.0	64.1	72.5
	Standard of Excellence	2.8	14.3	5.8	10.2	12.6	15.0
Science 6	Acceptable Standard	88.9	95.9	67.2	73.1	71.5	77.6
	Standard of Excellence	33.3	49.0	15.3	22.8	23.7	28.6
Social Studies 6	Acceptable Standard	75.0	89.8	58.6	66.7	67.8	76.2
	Standard of Excellence	16.7	26.5	13.5	13.9	20.1	24.4

Our school results are above the division and province for the Acceptable Standard in all subjects, though lower than our previous 3 year average. The number of students achieving the Standard of Excellence is lower than our previous 3 year average with a significant drop in Math.

### Student Learning Engagement

Percentage of teachers, parents and students who agree that students are engaged in their learning at school.

	Elk Point Elementary		St. Paul School Division		Alberta	
	2021	2022	2021	2022	2021	2022
<b>Overall</b>	84.4	83.6	81.8	82.6	85.6	85.1
<b>Parent</b>	86.1	100.0	82.1	83.8	89.0	88.7
<b>Student</b>	67.0	50.7	70.5	70.4	71.8	71.3
<b>Teacher</b>	100.0	100.0	92.8	93.8	96.0	95.5

We note that our results have remained fairly consistent with both the division and the province, as well as from 2021 to 2022, aside from the decrease and lower results in student data.

### Access to Supports and Services

The percentage of teachers, parents and students who agree that students have access to the appropriate supports and services at school.

	Elk Point Elementary		St. Paul School Division		Alberta	
	2021	2022	2021	2022	2021	2022
<b>Overall</b>	84.6	85.2	80.9	82.9	82.6	81.6
<b>Parent</b>	77.2	85.0	71.8	76.1	78.9	77.4
<b>Student</b>	78.6	72.7	78.9	81.0	80.2	80.1
<b>Teacher</b>	98.1	97.8	92.0	91.6	88.7	87.3

Our results are comparable to, or higher than, both the division and the province except for our 2022 student results which are a bit lower.

## **LOCAL COMPONENTS**

### Continuum of Supports and Services

School Authorities are responsible for ensuring students have access to a continuum of supports and services, including specialized supports and services, consistent with the principles of inclusive education.

Elk Point Elementary strives to meet the needs of all learners through a continuum of supports and services.

Processes and strategies include:

- Coordinator of Student Supports is responsible for overseeing the development of universal, targeted and individualized programming to support all students.
- School based Student Support Team meets once in every six day cycle to identify areas of student need and evaluate extra supports provided.
- Individual Program Plans, Behavior Support Plans and Medical Support Plans are created to ensure staff are aware of, and accountable for meeting, student needs.

- Staff work collaboratively with the St. Paul Inclusive Education Team which includes an Occupational Therapist, Speech Language Pathologist, SLP Assistant and a Program Assistant.
- St. Paul Inclusive Education Literacy Team identifies and provides extra support to at risk students.
- Early Intervention Programming is provided through Program Unit Funding (PUF) and Kindergarten Specialized Learning Support (KSLS).
- Family School Liaison Worker (FSLW) provides targeted mental health support to students.
- Through the Together We're Better Mental Health Capacity Program, our Success Coach provides universal programming in the areas of health and wellness.

**Growth in Reading**

With a lack of provincial achievement results due to the cancellation of PATs during the pandemic, the division-wide STAR reading scores for the last three years are indicated in Grades 3 & 6.

**Accelerated Reader (Renaissance Learning) - STAR Results**

	Elk Point Elementary			Division Results		
	2020-2021	2021-2022	2022-2023	2020-2021	2021-2022	2022-2023
<b>Grade 3</b>	59%	60%	47%	53%	53%	38%
<b>Grade 6</b>	43%	36%	36%	33%	28%	27%

While our results continued to be higher than the division over the last three years, the percentage of students reading at or above grade level is not as high as we would like it to be. Again, this is an indication of the effects of the pandemic on student learning. The 2022-23 data comes from the STAR test results in November 2022.

**Implications for Education Plan**

- Continue to provide 20 minutes of AR reading time daily for students in grades 2-6 and to administer the STAR assessment 3 times per year to track student progress. Some grade 1 students will join the program later in the year.
- Continue to explore and implement strategies based on the Science of Reading.
- Create a structured EPE Literacy Framework with continuity from grade to grade. This framework will be expanded upon when we receive the division framework that is currently in development.
- Maintain EPE representation on the division Literacy and Numeracy committees.
- Continue, through our School Wide Math Collaboration Project, to identify areas of need and utilize school wide strategies to address those needs.
- Continue to provide the student supports that we have in place and assess the need for further supports.

**Goal Two: FNMI students attending St. Paul Education schools are successful**

**Outcome: The systemic gap between FNMI results and Division-wide results is narrowed.**

**ALBERTA EDUCATION ASSURANCE MEASURE**

**Results: Analysis and Key Points**

**PATs (Acceptable Standard and Standard of Excellence)**

Overall Grade 6 PAT Results		Elk Point Elementary		St. Paul School Division		Alberta	
		2022	Prev 3 Year Average	2022	Prev 3 Year Average	2022	Prev 3 Year Average
Course	Measure	%	%	%	%	%	%
PAT	Acceptable Standard	78.6	n/a	36.8%	50.6%	46.4%	54.0%
	Standard of Excellence	10.7	n/a	2.1%	5.0%	6.4%	7.4%

We do not have available data for the previous 3 year average as values are suppressed when the number of students is fewer than 6.

Grade 6 FNMI Provincial Achievement Test Results		Elk Point Elementary		St. Paul School Division		Alberta	
		2022	Prev 3 Year Average	2022	Prev 3 Year Average	2022	Prev 3 Year Average
Course	Measure	%	%	%	%	%	%
English Language Arts 6	Acceptable Standard	100.0	n/a	45.2	75.3	58.2	71.6
	Standard of Excellence	14.3	n/a	1.9	2.2	7.4	6.3
French Language Arts 6 année	Acceptable Standard	n/a	n/a	*	n/a	63.7	81.3
	Standard of Excellence	n/a	n/a	*	n/a	6.4	6.6
Mathematics 6	Acceptable Standard	71.4	n/a	23.3	41.9	40.3	50.5
	Standard of Excellence	0.0	n/a	0.0	4.3	3.7	4.2
Science 6	Acceptable Standard	71.4	n/a	39.4	54.8	51.2	59.2
	Standard of Excellence	14.3	n/a	1.9	8.6	9.7	11.9
Social Studies 6	Acceptable Standard	71.4	n/a	34.0	51.6	46.8	57.7
	Standard of Excellence	14.3	n/a	1.9	3.2	7.3	8.9

Our 2022 school Acceptable Standard and Standard of Excellence results are significantly higher than both the division and the province.

**Implications for Education Plan**

- Continue to support FNMI students while being aware of their individual needs.



**Goal Three: St. Paul Education has excellent teachers, school leaders, and school authority leaders**

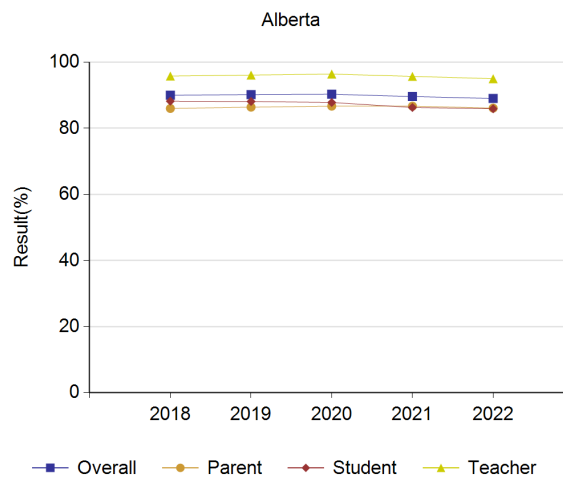
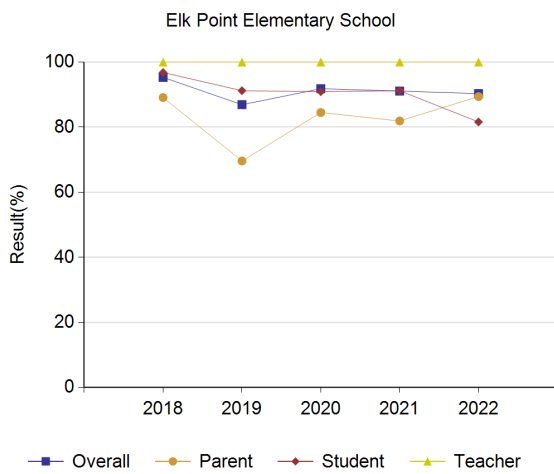
**Outcome: St. Paul Education provides welcoming, high-quality working and learning environments**

**ALBERTA EDUCATION ASSURANCE MEASURE**

**Results: Analysis and Key Points**

**Education Quality**

Percentage of teachers, parents and students satisfied with the overall quality of basic education.



	Elk Point Elementary		St. Paul School Division		Province	
	2021	2022	2021	2022	2021	2022
	%	%	%	%	%	%
<b>Overall</b>	91.1	90.3	85.9	87.4	89.6	89.0
<b>Parent</b>	81.9	89.4	80.8	82.1	86.7	86.1
<b>Student</b>	91.2	81.6	84.5	86.2	86.3	85.9
<b>Teacher</b>	100.0	100.0	92.4	94.0	95.7	95.0

Aside from a drop in student respondent results, our results have remained consistent, or increased, from the previous year and are consistent with the division and province.

**School Improvement**

Percentage of teachers, parents and students indicating that their school and schools in their jurisdiction have improved or stayed the same the last three years.

	Elk Point Elementary		St. Paul School Division		Province	
	2021	2022	2021	2022	2021	2022
	%	%	%	%	%	%
<b>Overall</b>	90.1	65.4	80.3	72.2	81.4	74.2
<b>Parent</b>	100.0	62.5	77.8	61.8	81.7	70.0
<b>Student</b>	79.4	67.1	77.6	79.2	79.1	76.3
<b>Teacher</b>	90.9	66.7	85.4	75.5	83.4	76.3

The pandemic led to a lot of disruption to learning and to the way that we were able to operate our schools during that time. The negative effect of this disruption can be seen in our significantly decreased results from all respondents.

**LOCAL COMPONENT**

**Professional Learning, Supervision & Evaluation**

School authorities are responsible for supporting teaching and leadership quality through professional learning supervision and evaluation processes.

- School administration supervises teachers on an ongoing basis and completes formal evaluations when necessary.
- Principals meet with teachers to review their Professional Growth Plans including links to the Teaching Quality Standard and identifying areas where admin can provide additional support.
- Teachers do a mid year PGP check in with colleagues to assist them in remaining accountable to their plan.
- Principals meet with CO Senior Administration to review their Professional Growth Plans and ensure their accountability to the Leadership Quality Standard.
- Staff participate in division-wide professional development on topics such as trauma-informed education, residential school legacy, the Science of Reading, and bullying.

**Implications for the Education Plan**

- Determine highest areas of need to staff when planning school-based professional development.
- Ensure the school's PD plan allows staff collaboration time to review Professional Growth Plans.

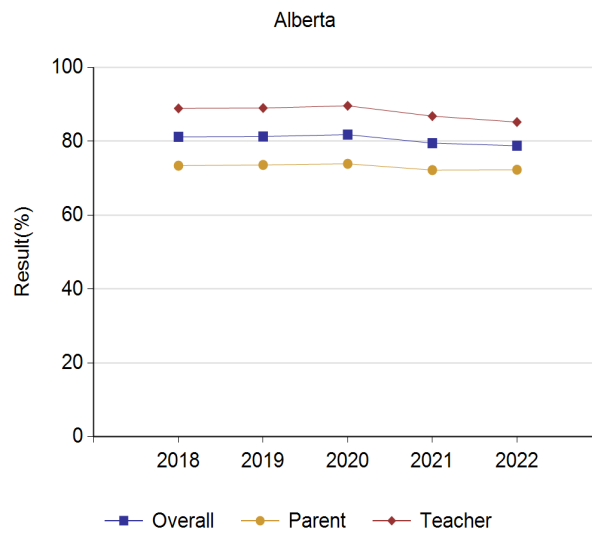
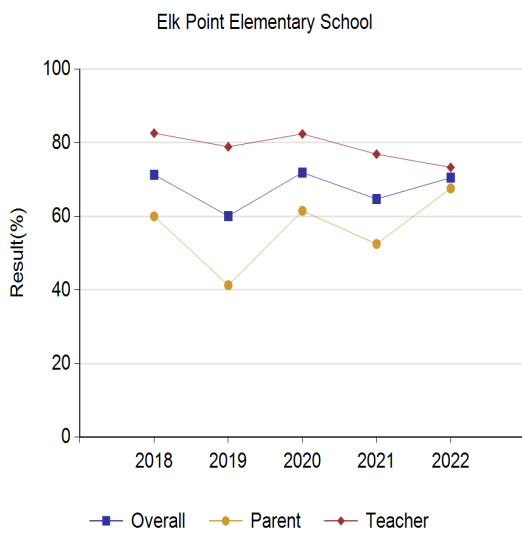
**Goal Four: St. Paul Education governance and management is based on continual improvement and responsive to diverse stakeholders**

**Outcome: St. Paul Education uses evidence-informed practices, stakeholder engagement, and partnerships to support continual improvement.**

**ALBERTA EDUCATION ASSURANCE MEASURE  
Results: Analysis and Key Points**

**Parental Involvement**

Percentage of teachers and parents satisfied with parental involvement in decisions about their child's education.



	Elk Point Elementary		St. Paul School Division		Province	
	2021	2022	2021	2022	2021	2022
	%	%	%	%	%	%
<b>Overall</b>	64.7	70.5	71.8	77.5	79.5	78.8
<b>Parent</b>	52.5	67.6	62.8	71.6	72.2	72.3
<b>Teacher</b>	76.9	73.3	80.8	83.5	86.8	85.2

While our parent results increased by 13% from the previous year, and are not significantly lower than the division or province, they are an area that could use improvement.

**LOCAL COMPONENT**

- Division satisfaction survey to be shared in spring of 2023.

**Implications for Education Plan:**

- Organize fun events to bring families into the school and help them become familiar and comfortable with the environment.
- Work hard to promote school council meetings and the purpose of those meetings.

**Goal Five: Wellness**

**Outcome: St. Paul Education creates a culture that supports wellness for students and staff.**

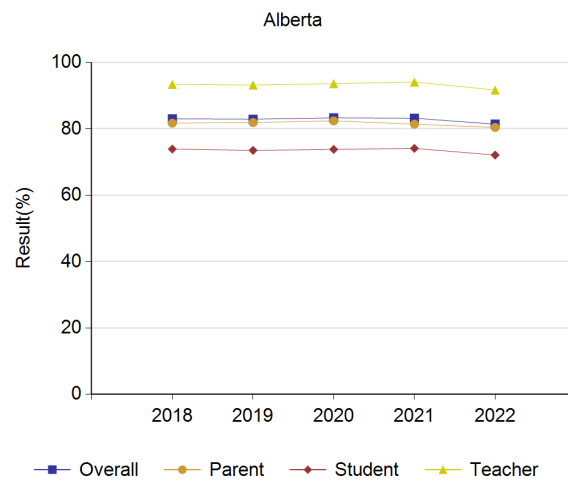
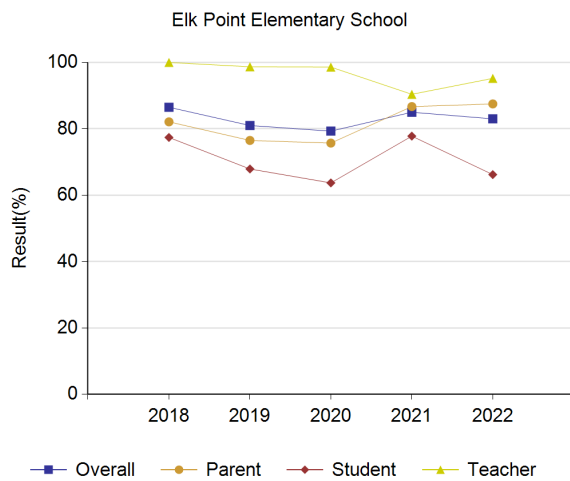
**ALBERTA EDUCATION ASSURANCE MEASURE**

**Results: Analysis and Key Points**

**Citizenship**

Percentage of teachers, parents and students who are satisfied that students model the characteristics of active citizenship.

	Elk Point Elementary		St. Paul School Division		Province	
	2021	2022	2021	2022	2021	2022
	%	%	%	%	%	%
<b>Overall</b>	85.0	83.0	77.3%	79.3%	83.2%	81.4%
<b>Parent</b>	86.7	87.5	70.6%	72.9%	81.4%	80.4%
<b>Student</b>	77.8	66.2	70.1%	72.4%	74.1%	72.1%
<b>Teacher</b>	90.4	95.2	91.2%	92.6%	94.1%	91.7%



Parent and teacher results increased from the previous year and are higher than both the division and province. Student results decreased by 11% and are lower than the two comparables.

**Welcoming, Caring, Respectful and Safe Learning Environments (WCRSLE)**

The percentage of teachers, parents and students who agree that their learning environments are welcoming, caring, respectful and safe.

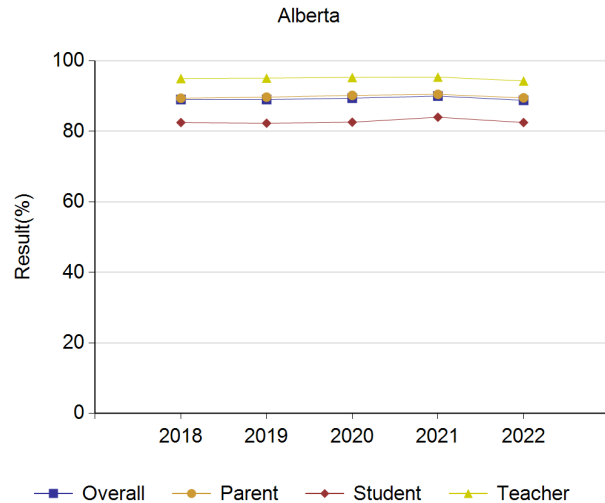
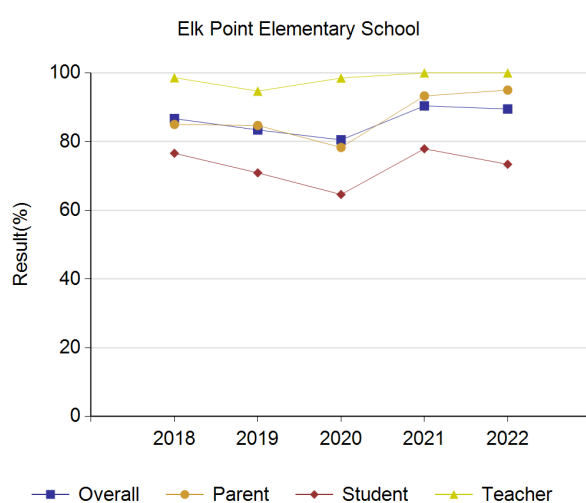
	Elk Point Elementary		St. Paul School Division		Province	
	2021	2022	2021	2022	2021	2022
	%	%	%	%	%	%
<b>Overall</b>	90.3	86.5	84.0%	84.5%	84.5%	86.1%
<b>Parent</b>	93.8	89.1	80.6%	81.2%	81.2%	86.9%
<b>Student</b>	78.5	70.3	76.3%	76.4%	76.4%	77.7%
<b>Teacher</b>	98.7	100.0	95.0%	95.8%	95.8%	93.6%

Our results are comparable to both the division and the province.

**Safe and Caring**

The percentage of teacher, parent and student agreement that students are safe at school, are learning the importance of caring for others, are learning respect for others and are treated fairly in school.

	Elk Point Elementary		St. Paul School Division		Province	
	2021	2022	2021	2022	2021	2022
	%	%	%	%	%	%
<b>Overall</b>	90.4	89.5	86.1%	87.1%	90.0%	88.8%
<b>Parent</b>	93.3	95.0	82.4%	84.1%	90.5%	89.5%
<b>Student</b>	77.9	73.4	81.0%	80.9%	84.0%	82.5%
<b>Teacher</b>	100.0	100.0	94.9%	96.3%	95.4%	94.3%



Our results are fairly consistent from the previous year, and overall are on par with the division and province with student results slightly lower and parent and teacher results slightly higher.

### Implications for Education Plan

- Continue with our school wide Bucket Filling character education program.
- Continue to implement the philosophy and strategies of the Dare to Care Bullying Prevention Program that we did as staff, student and parent PD last fall.
- Continue Save One Student (SOS)
- Incorporate more School Family Group activities to build relationships among students
- Work towards developing Restorative Justice practices within the school
- Mental Health in Schools Project
  - Kimochis - Emotional Literacy (K-Grade 5)
  - Digital Citizenship (Grade 4-6)